

Application of Reconstruction of Variational Iteration Method on the Laminar Flow in a Porous Cylinder with Regressing Walls

Mohammadreza AZIMI

*Faculty of Engineering, Aerospace Group
University of Tehran, Tehran, Iran
m_r_azimi1991@yahoo.com*

Ali M. HEDESH

Faculty of Engineering, University of Malek-Ashtar, Tehran, Iran

Saeed KARIMIAN

*Faculty of Engineering
Tarbiat Modares University, Tehran, Iran*

Received (10 November 2016)

Revised (16 March 2017)

Accepted (23 April 2017)

A study of an incompressible two-dimensional flow in a channel with one porous wall is presented in this research. As usual, the cylindrical propellant grain of a solid rocket motor is modeled as a long tube with one end closed at the headwall, while the other remains open. The governing continuity and momentum equations together with the associated boundary conditions are first reduced to a set of self similar non-linear coupled ordinary differential equations using similarity transformations. Then we solved the ordinary differential equation by RVIM and the numerical method.

Keywords: porous cylinder, flow modeling, solid rocket motors, analytical approach, DTM.

1. Introduction

The flow of Newtonian and non-Newtonian fluids in a porous surface channel has attracted the interest of many investigators in view of its applications in engineering practice. One of these applications is to treat the internal motion of the gases in solid rocket motors as the superposition of a steady average flow and a conglomeration of unsteady fields [1].

The average flow, also commonly known as the mean flow, represents the bulk motion of the gases in the rocket and can be approximated by the steady flow in a porous pipe. Most scientific problems such as two-dimensional viscous flow between slowly ex-

panding or contracting walls with weak permeability and other fluid mechanic problems are inherently nonlinear. Except a limited number of these problems, most of them do not have analytical solution. Therefore, these nonlinear equations should be solved using other methods.

J. Stebel, [2] conducted a study on shape stability of incompressible fluids subject to Navier slip, focusing on the equations of motions for incompressible fluids that slip at the wall. It was noted that the issue of boundary conditions in fluid mechanics has been studied for over two centuries by many distinguished scientists but still it is subject to discussion in the mathematical community.

Makinde and Osalusi [3] investigated the steady flow in a channel with slip at the permeable boundaries. They reported that an increase in the positive value of flow Reynolds number(Re) represents an increase in the fluid suction while an increase in the negative value of Re represents an increase in the fluid injection. They also noticed that wall skin friction increases with suction and decreases with injection and that, both slip parameter and magnetic field have great influence on wall skin friction. A similar study was done by Makinde [4] on extending the utility of perturbation series in problems of laminar flow in a porous pipe and diverging channel, by considering a steady ax symmetric flow of a viscous incompressible fluid driven.

along a pipe by the combined effect of the wall deceleration and suction. It was stated that a bifurcation occurs where the solutions of a non-linear system change their qualitative character as a parameter changes. In particular, bifurcation theory is about how the number of steady solutions of a system depends on a parameter. Yogeshi and Denn [5] conducted a study on planar contraction flow with a slip boundary condition in which they analyzed the creeping flow of Newtonian and inelastic non Newtonian fluids in a planar contraction with Navier (linear) slip boundary condition. It was found that, curved streamlines arises in the presence of wall slip, which may be a factor in the initiation of instabilities associated with entry flow.

The flow of an incompressible viscous fluid between a uniformly porous upper plate and a lower impermeable plate that is subjected to a Navier slip is modeled and analyzed in this study using analytical approaches [6-12].

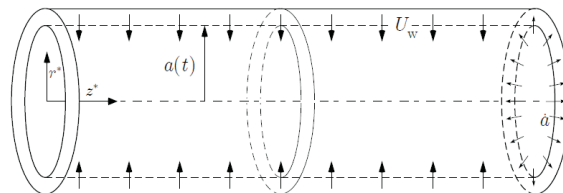


Figure 1 Schematic of problem

2. Mathematical formulation

Consider the laminar, isothermal and incompressible flow in a cylindrical domain bounded by permeable surfaces with one end closed at the head well while the other remains open. A schematic diagram of the problem is shown in Fig. 1. The walls expand radially at a time-dependent rate a^* . Furthermore, the origin $x^* = 0$ is assumed to be the center of the classic squeeze film problem. This enables us to assume flow symmetry about $x^* = 0$. Under these assumptions, the transport equation for the unsteady flow is given as follows:

$$\frac{\partial \Omega^*}{\partial t} - \nabla^* \times u^* \times \Omega^* = \nu \nabla^* \times \nabla^{*2} u^* \tag{1}$$

$$\frac{\partial u^*}{\partial t} + u^* \frac{\partial u^*}{\partial y^*} + v^* \frac{\partial u^*}{\partial y^*} = -\frac{1}{\rho} \frac{\partial p^*}{\partial x^*} + \nu \left[\frac{\partial^2 u^*}{\partial x^{*2}} + \frac{\partial^2 u^*}{\partial y^{*2}} \right] \tag{2}$$

$$\frac{\partial v^*}{\partial t} + u^* \frac{\partial v^*}{\partial x^*} + v^* \frac{\partial v^*}{\partial y^*} = -\frac{1}{\rho} \frac{\partial p^*}{\partial y^*} + \nu \left[\frac{\partial^2 v^*}{\partial x^{*2}} + \frac{\partial^2 v^*}{\partial y^{*2}} \right] \tag{3}$$

where p^*, ρ, ν and t are the dimensional pressure, density, kinematic viscosity and time, respectively. Auxiliary conditions can be specified such as:

$$\begin{aligned} y^* = a(t) : \quad & u^* = 0 \quad v^* = -V_w = -\frac{a^*}{c} \\ y^* = 0 : \quad & \frac{\partial u^*}{\partial y^*} = 0 \quad v^* = 0 \\ x^* = 0 : \quad & u^* = 0 \end{aligned} \tag{4}$$

Using some modification and special variable [13], and then we have:

$$F^{IV} + \alpha (yF''' + 3F'') + ReF'F''' - ReF'F'' = 0 \tag{5}$$

With the following boundary conditions:

$$\begin{aligned} y = 0 : \quad & f = 0, f' = 0 \\ y = 1 : \quad & f = 1, f' = 0 \end{aligned} \tag{6}$$

The resulting Eq. 5 is the classic Berman's formula [14], with $\alpha = 0$ (channel with stationary walls). After the flow field is found, the normal pressure gradient can be obtained by substituting the velocity components into Eqs. 1-3. Hence it is:

$$p_y = - [Re^{-1}f'' + ff' + \alpha Re^{-1}(f + yf')] \quad p = \frac{p^*}{\rho V_w^2} \tag{7}$$

Introducing the non-dimensional shear stress $\tau = \frac{\tau^*}{\rho V_w^2}$, we have:

$$\tau = \frac{xf''}{Re} \tag{8}$$

3. Solution procedure

In the following section, an alternative method for finding the optimal value of the Lagrange multiplier by the use of the Laplace transform will be investigated. suppose x, t are two independent variables, consider t as the principal variable and x as the secondary variable. if $u(x, t)$ is function of two variables x and t , when the Laplace transform is applied with t as a variable, definition of Laplace transform is:

$$L(u(x, t); s) = \int_0^{\infty} e^{-st} u(x, t) dt \quad (9)$$

We have some preliminary notations as:

$$L\left(\frac{\partial u}{\partial t}; s\right) = \int_0^{\infty} e^{-st} \frac{\partial u}{\partial t} dt = sU(x, s) - u(x, 0) \quad (10)$$

$$L\left(\frac{\partial^2 u}{\partial t^2}; s\right) = s^2 U(x, s) - sU(x, s) - u_t(x, 0) \quad (11)$$

$$U(x, s) = L(u(x, t); s) \quad (12)$$

We often come across functions which are not the transform of some known function but then they can possibly be as a product of two function. Thus we may be able to write the given function as $U(x, s), V(x, s)$ where $U(s)$ and $V(s)$ are known to the transform of the function $u(x, t), v(x, t)$, when the Laplace transform is applied to t as a variable, respectively; then $U(x, s), V(x, s)$ is the Laplace Transform of $\int_0^t u(x, t - \varepsilon) v(x, \varepsilon) d\varepsilon$:

$$L^{-1}(U(x, s), V(x, s)) = \int_0^t u(x, t - \varepsilon) v(x, \varepsilon) d\varepsilon \quad (13)$$

To facilitate our discussion of Reconstruction of Variational Iteration Method (RVIM), introducing the new linear or nonlinear function:

$$h(u(x, t)) = f(x, t) - N(u(x, t))$$

and considering the new equation, rewrite:

$$h(u(x, t)) = f(x, t) - N(u(x, t))$$

as:

$$L(u(t, x)) = h(t, x, u) \quad (14)$$

Now, for implementation the correctional function of VIM based on new idea of Laplace transform, applying Laplace Transform to both sides of the above equation so that we introduce artificial initial conditions to zero for main problem, then left hand side of equation after transformation is featured as:

$$L[L\{u(x, t)\}] = U(x, s) P(s) \quad (15)$$

where $P(s)$ is polynomial with the degree of the highest order derivative of linear operator :

$$L [L \{u(x, t)\}] = U(x, s) P(s) = L [h \{x, t, u\}] \tag{16}$$

$$U(x, s) = \frac{L [h \{x, t, u\}]}{P(s)} \tag{17}$$

Suppose that $D(s) = 1/P(s)$, Using the convolution theorem, Taking the inverse Laplace transform on both side of Eq. (17),

$$u(x, t) = \int_0^t d(t - \varepsilon) h(x, \varepsilon, u) d\varepsilon \tag{18}$$

$$u_0(x, t) + \int_0^t d(t - \varepsilon) h(x, \varepsilon, u) d\varepsilon \tag{19}$$

and $u_0(x, t)$ is initial solution with or without unknown parameters. In absence of unknown parameters, $u_0(x, t)$ should satisfy initial boundary conditions.

4. Results and discussions

The objective of the present study was to apply RVIM to obtain an explicit analytic solution of laminar, isothermal, incompressible viscous flow in a rectangular domain bounded by two moving porous walls, which enable the fluid to enter or exit.

Fig. 2 shows the effects of changing the Reynolds number while maintaining the values of Non-dimensional wall dilation rate. The result shows that as the Reynolds number increases, the normal component of velocity decrease. In Fig. 2 a proper comparison is also made between the numerical solution obtained by Runge Kutta method and RVIM. A great agreement between analytical solutions and numerical ones are illustrated.

In Fig. 3, the effects of non-dimensional wall dilation rate with constant Reynolds number on radial velocity can be illustrated.

For every level of injection or suction, in the case of expanding wall, increasing α leads to higher radial velocity near the center and the lower radial velocity near the wall. The reason is that the flow toward the center becomes greater to make up for the space caused by the expansion of the wall and as a result, the radial velocity also becomes greater near the center.

In Fig. 4 the pressure drop for case $Re = 10$ can be illustrated. The effects of dilation number is also seen through plot.

Fig. 4 shows that for every level of injection or suction, the absolute pressure change in the normal direction is lowest near the central portion. Furthermore, by increasing non-dimensional wall dilation rates the absolute value of pressure distribution in the normal direction increases.

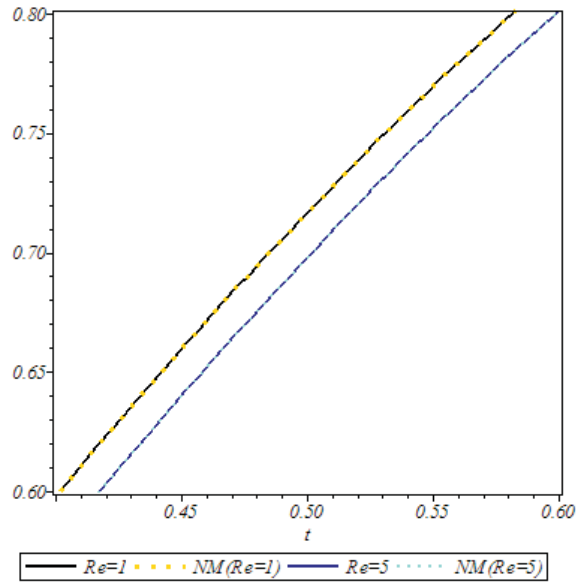


Figure 2 Effect of Reynolds number on axial velocity

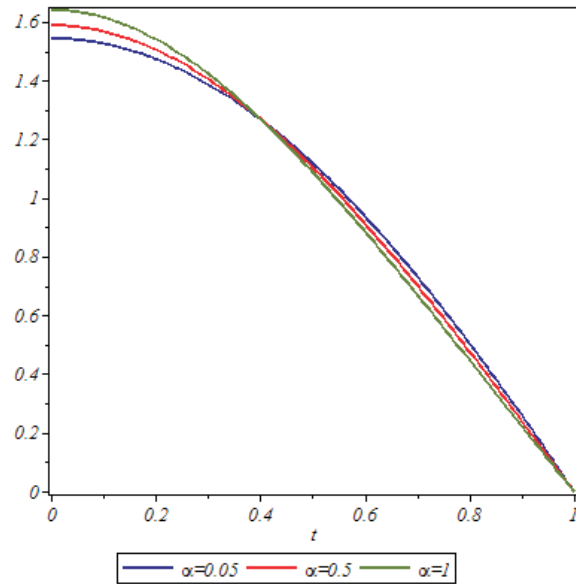


Figure 3 Effect of wall dilation rate number on radial velocity

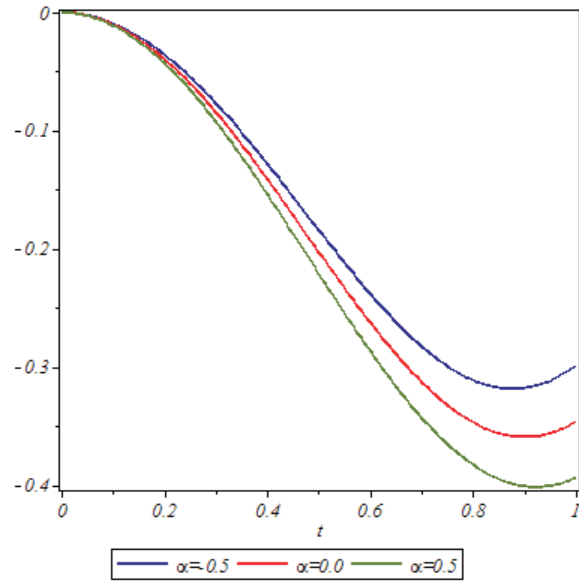


Figure 4 Pressure drop for various values of dilation number

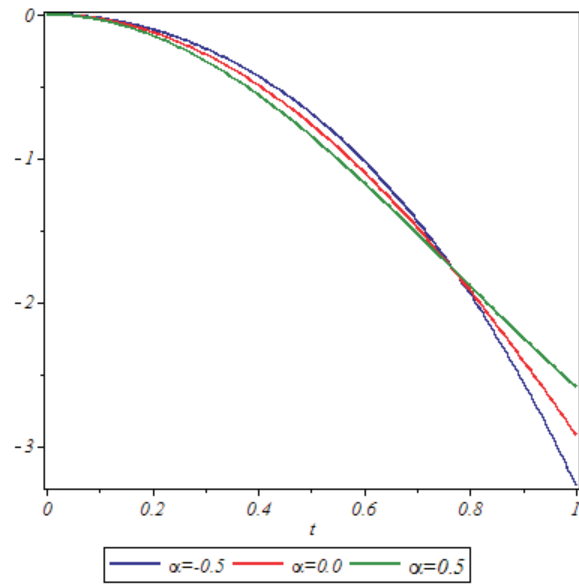


Figure 5 Shear stress changes shown over a range of dilation rate

Non-dimensional wall dilation rates, are plotted in Fig. 5. We can observe from Fig. 5 that the absolute shear stress along the wall surface increases in proportion to x . Furthermore, by increasing nondimensional wall dilation rates the absolute value of shear stress increases.

5. Conclusions

In this paper, the mathematical modeling of the flow in a porous cylinder with a focus on applications to solid rocket motors is presented. The cylindrical wall is assumed to be permeable so as to simulate the propellant burning and normal gas injection. At first, the problem description and formulation are considered. The Navier–Stokes equations for the viscous flow in a porous cylinder with regressing walls are reduced to a nonlinear ODE by using a similarity transformation in time and space. Application of RVIM (Reconstruction of Variational Iteration Method) as an approximate analytical method has been successfully applied. Finally the results have been presented for various cases.

References

- [1] **Culick, F. E. C.:** Unsteady motions in combustion chambers for propulsion systems, Agardograph, *Advisory Group for Aerospace Research and Development*, **2006**.
- [2] **Stebel, J.:** On shape stability of incompressible fluids subject to Navier’s slip, 23, 35–57, **2010**.
- [3] **Makinde, O. D. and Osalusi, E.:** MHD steady flow in a channel with slip at the permeable boundaries, *Applied Mathematics Department, University of Limpopo, South Africa*, **2005**.
- [4] **Makinde, O. D.:** Laminar flow in a channel of varying width with permeable boundaries, *Romanian Jour. Phys.*, 40, 4–5, 403–417, **1995**.
- [5] **Yogesh, M., Morton, J. and Denn, M.:** Planar contraction flow with a slip boundary condition, *Newyork, NY 10031*, **2003**.
- [6] **Ganji, D. D. and Azimi, M.:** Application of Max Min Approach and Amplitude Frequency Formulation to Nonlinear Oscillation Systems, *U.P.B. Scientific Bulletin*, 74, 3, 131–140, **2012**.
- [7] **Ganji, D. D., Azimi, and Mostofi, M. M.:** Energy Balance Method and Amplitude Frequency Formulation Based of Strongly Nonlinear Oscillators, *Indian Journal of Pure & Applied Physics*, 50, 11, 670–675, **2012**.
- [8] **Ganji, D. D. and Azimi, M.:** Application of DTM on MHD Jeffery Hamel Problem with Nanoparticle, *U.P.B. Sci. Bull., Series D*, 75, 1, 223–230, **2013**.
- [9] **Shakeri, F., Ganji, D. D. and Azimi, M.:** Application of HPM-Pade Technique to Jeffery Hamel Problem, *International Review of Mechanical Engineering*, 6, 3, 537–540, **2012**.
- [10] **Azimi, M., Azimi, A. and Mirzaei, M.:** Investigation of the unsteady graphene oxide nanofluid flow between two moving plates, *Journal of Computational and Theoretical Nanoscience*, 11, 10, 1–5, **2014**.
- [11] **Gorji-Bandpy, M., Azimi, M. and Mostofi, M.:** Analytical Methods to a Generalized Duffing Oscillator, *Australian Journal of Basic and Applied Science*, 5, 11, 788–796, **2011**.

- [12] **Karimian, S. and Azimi, M.:** Periodic Solution for Vibration of Euler–Bernoulli Beams Subjected to Axial Load Using DTM and HA, *Scientific Bulletin*, Series D, 12, 69–76, **2014**.
- [13] **Majdalani, J., Zhou, C. and Dawson, C. A.:** Two-dimensional viscous flow between slowly expanding or contracting walls with weak permeability, *J. Biomech.*, 35, 1399–1403, **2002**.
- [14] **Berman, A. S.:** Laminar flow in channels with porous walls, *J. Appl. Phys.*, 24, 1232–1235, **1953**.

